

## Plan and Recall

whisper phone  
microphone  
conversation beads  
map  
pictures of friends  
names of friends  
pictures of areas  
traffic light  
question steps  
sock puppet

puppets  
act it out  
draw/write  
hula-hoop  
sign language  
brown bags  
group list  
group graph  
group tally

## Plan and Recall

whisper phone  
microphone  
conversation beads  
map  
pictures of friends  
names of friends  
pictures of areas  
traffic light  
question steps  
sock puppet

puppets  
act it out  
draw/write  
hula-hoop  
sign language  
brown bags  
group list  
group graph  
group tally

## Plan and Recall

whisper phone  
microphone  
conversation beads  
map  
pictures of friends  
names of friends  
pictures of areas  
traffic light  
question steps  
sock puppet


puppets  
act it out  
draw/write  
hula-hoop  
sign language  
brown bags  
group list  
group graph  
group tally

## Plan and Recall


whisper phone  
microphone  
conversation beads  
map  
pictures of friends  
names of friends  
pictures of areas  
traffic light  
question steps  
sock puppet

puppets  
act it out  
draw/write  
hula-hoop  
sign language  
brown bags  
group list  
group graph  
group tally

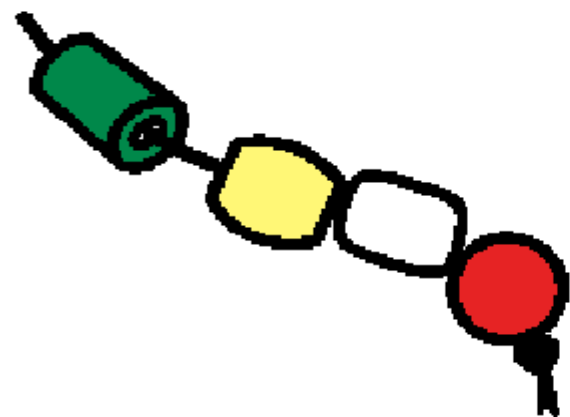
whisper phone



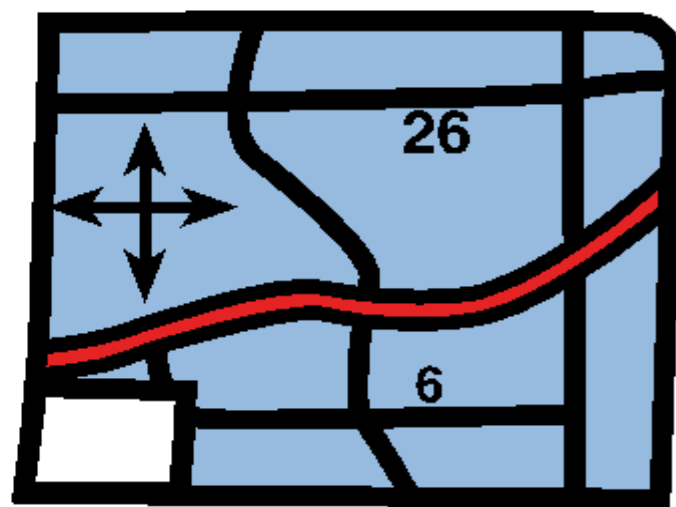
microphone



conversation beads



map



## whisper phone

- whisper to self
- whisper to friend
- whisper to teacher

Where? What? Who? Details.

## microphone

- talk
- sing

Where? What? Who? Details.


## conversation beads

- Where?
- What?
- Who?
- Details.


## map

- place game piece on map of the classroom


pictures of friends




names of friends



pictures of areas/ area signs



traffic light steps



## pictures of friends

- point to picture of friend
- use words to say who you will play with at free choice

## names of friends

- point to name card of friend
- use words to say who you will play with at free choice


## pictures of areas/ area signs

- point to picture of area
- use words to say where you will play at free choice


## traffic light steps

- Where?
- What?
- Who?


question steps



sock puppet



puppets



act it out



## question steps

- Where?
- What?
- Who?
- Details.

Use circles to step with each ?

## sock puppet

- The sock puppet will explain where students will play.


## puppets

- The puppet will explain where students will play.


## act it out

- Students act out where they will be playing or what they will play with.

draw and write



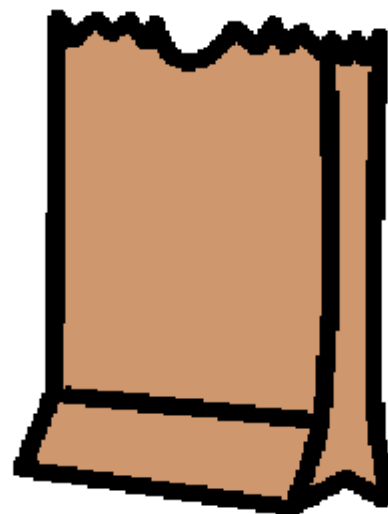
hula hoop



sign language



brown bags





### draw and write

- Students draw and write where they will play.

### hula hoop

- Students in the group hold onto a "hoop". The hoop is passed through hands, when the hoop stops, the student with the tape shares.
- \*Alternative: Bean Bags\*

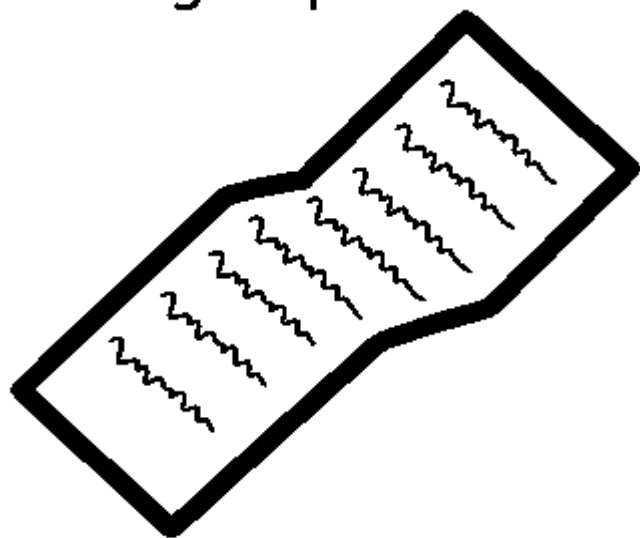
### sign language

- Students use sign language and/or sign cards for areas to share where they will play.

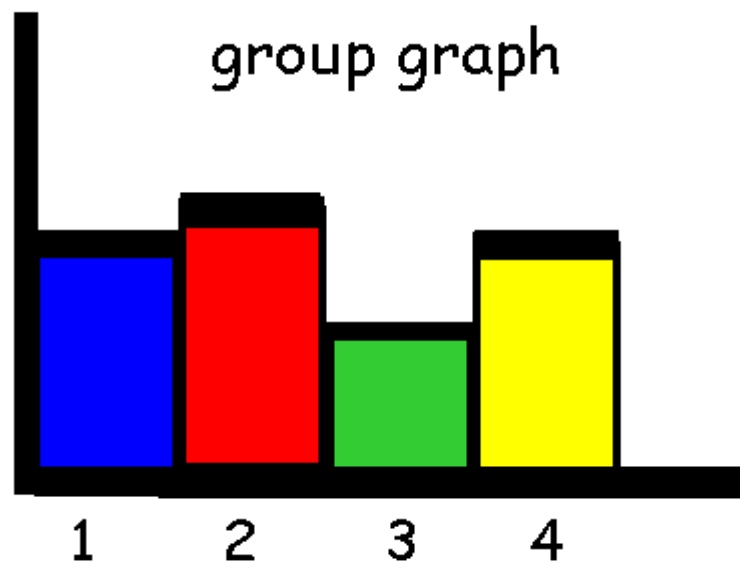
### brown bags

- students find an object
- teacher finds an object
  - students use clues
  - teacher uses clues
- students guess the area

group list




group graph



group tally



flashlight



### group list

- teacher records a list of where each student will play

### group graph

- teacher/students create a graph of where they play

### group tally

- teacher creates a list of areas with a tally for each student who chooses to play in that area

### flashlight

- turn off lights in room
- student shines the flashlight on the area in which they would like to play